

1 REGISTER FOR CLINICS

The “Register for Classes” tab will allow you to register for daily/drop-clinics. To complete your registration:

- Begin by selecting the “By Date” tab and the day you would like to review from the calendar provided. You can narrow your search using the filters provided at the top of the page, i.e. keyword or All Events menu.
- **All Events:** use this menu to narrow down the clinic list, i.e. select Live Ball to view only Live Ball clinics.
- **All Facilities:** use this menu to view clinics per the location.
- Once you have selected the day and completed the optional filters, select “Search classes”.

By Class	By Date
CLASSES	
<input type="text" value="Search by class name"/>	
<div style="display: flex; align-items: center;"> <div style="margin-right: 20px;"> < > 08/12/2020 Today </div> <div style="border: 1px solid #ccc; padding: 2px;"> All Events All Events Junior Development Junior Team Tennis Adult Clinics USTA Leagues Mixers Tournaments </div> <div style="margin-left: 20px; background-color: #007bff; color: white; padding: 5px 10px; border-radius: 4px;">Search classes</div> </div>	
Monday August 17, 2020	
09:00am - 10:00am Cardio Tennis: Monday 9-10:30 3.5+ Sign Up	
Facility: Wolbrecht Outdoor Department: Instructor: Jon Bell 0 Registered 12 Open	
09:00am - 10:30am Live Ball: Monday 9-10:30 3.0+ Sign Up	
Facility: Wolbrecht Indoor Department: Instructor: Glenn Williams 0 Registered 12 Open	
10:00am - 11:30am Doubles Skills Drills & Thrills Sign Up	
Facility: Wolbrecht Outdoor Department: Instructor: Jon Bell 0 Registered 12 Open	
06:00pm - 07:30pm Point Play: Monday 6-7:30 4.0+ Sign Up	
Facility: Wolbrecht Indoor Department: Instructor: Stephen Mansour 0 Registered 12 Open	

- Clinics scheduled for the week will now display. Identify the clinic you would like to register for and select “Sign Up” to register for the day. Click on the clinic name to view all days the clinic is offered.
- After selecting “Sign Up”, you will be asked to select the user who will be registering for the clinic (multiple users can be selected).

Sign Up / Add family members

Select family members to be enrolled in this class below. If you're looking to enroll a family member who is not on this list, you may create them by clicking 'new family member' below.

Jane ✓

Laura

Cancel **Add to Cart**

- After selecting the user name, click “Add to Cart” to proceed with your registration.
- The program has now been added to your “cart” and payment can be taken (when applicable). Multiple clinic registrations can be completed prior to completing registration through your cart.
- Select “View Cart” in the top right corner complete your registration.





- In your cart, confirm the clinic reservation(s) and select the green “Continue to check out” button.
- Follow the prompts to enter payment (when applicable) and complete registration.
- Once you have completed the cart checkout, the user will be registered for the clinic and their spot secured on the roster!

SHOPPING CART

1 Cart **2 Confirm** **3 Waiver** **6 Thank you**


Please review the shopping items you picked out before proceeding the payment

- To remove an item, press the  icon on the line you would like to remove
- When you are ready to pay, press the "CONTINUE, to Check Out" button on the right

Secure Transaction 

256Bit Encryption

This is the same encryption that banks and credit cards use.

SHOPPING ITEMS	Member	Remove	Price	Quantity	Total
Cycle 45 - 5:30pm (09/07/2017)	Test Member		\$0.00	1	\$0.00
Sub Total					\$0.00
Total					\$0.00

CONTINUE, to Check Out

or [Cancel & Clear the Cart](#)

- To navigate back to the home page, select the home icon in the top right corner.