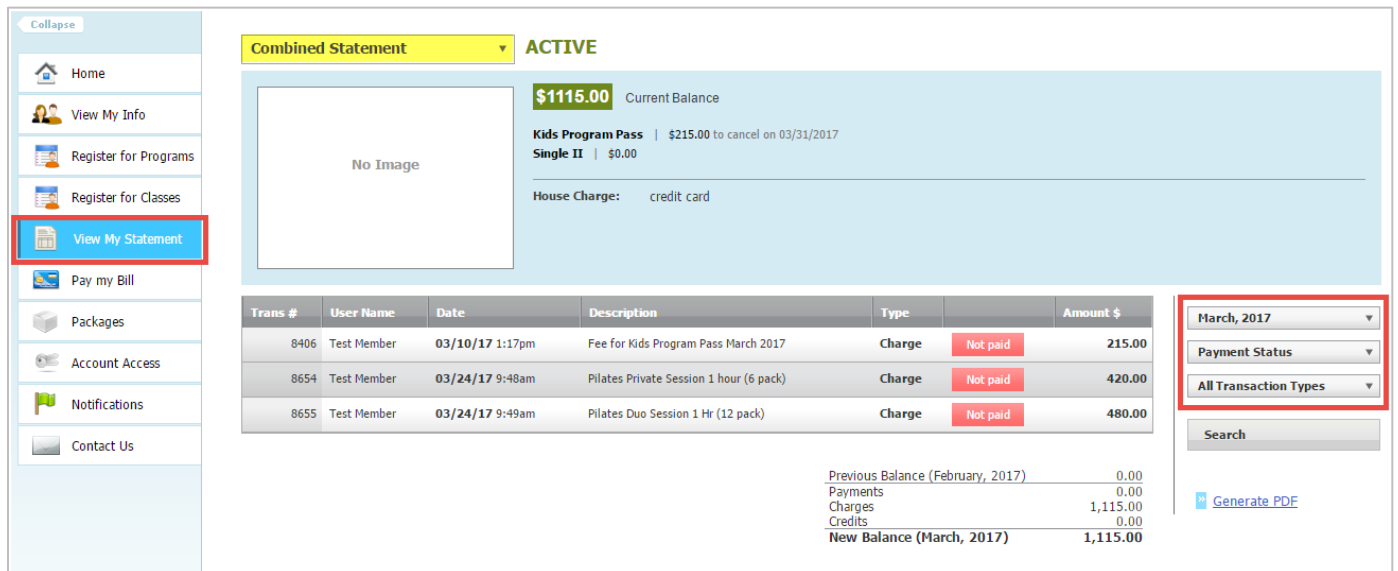


7 VIEW MY STATEMENT

On the “View My Statement” tab, you can review all charges and payments on your statement.

- When logged in on a primary account, you can navigate between the statements of linked family members by selecting the dropdown to the right of your name – highlighted in yellow in the picture below.
- Statements are organized by month and will show all charges and payments generated in the month selected. To navigate between months, select the month dropdown menu found toward the bottom left side of the statement screen – boxed in red below.



Combined Statement ACTIVE

\$1115.00 Current Balance

Kids Program Pass | \$215.00 to cancel on 03/31/2017
Single II | \$0.00

House Charge: credit card

Trans #	User Name	Date	Description	Type	Amount \$
8406	Test Member	03/10/17 1:17pm	Fee for Kids Program Pass March 2017	Charge	215.00
8654	Test Member	03/24/17 9:48am	Pilates Private Session 1 hour (6 pack)	Charge	420.00
8655	Test Member	03/24/17 9:49am	Pilates Duo Session 1 Hr (12 pack)	Charge	480.00

Previous Balance (February, 2017)	0.00
Payments	0.00
Charges	1,115.00
Credits	0.00
New Balance (March, 2017)	1,115.00

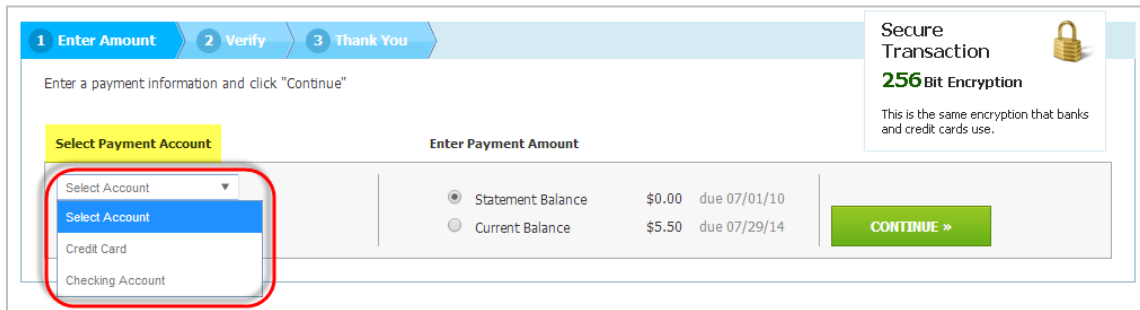
March, 2017
 Payment Status
 All Transaction Types

Search

Generate PDF

8 PAY MY BILL

Navigate to this tab to pay. To begin, locate the “Select Payment Account” menu. Next, select the payment type you will be using for the transaction. Once the payment type is selected, enter the account information in the fields provided.



1 Enter Amount 2 Verify 3 Thank You

Enter a payment information and click "Continue"

Secure Transaction
256Bit Encryption
This is the same encryption that banks and credit cards use.

Select Payment Account

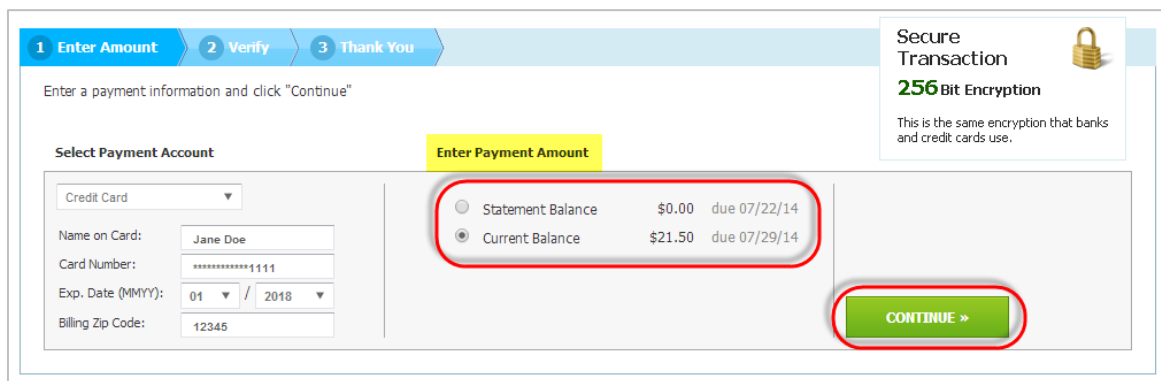
Enter Payment Amount

Select Account
Select Account
Credit Card
Checking Account

Statement Balance \$0.00 due 07/01/10
Current Balance \$5.50 due 07/29/14

CONTINUE >>

Next, select the payment amount, which will either be “Statement Balance” or “Current Balance”. After selecting the amount, click on the green “Continue” button to proceed with payment.



1 Enter Amount 2 Verify 3 Thank You

Enter a payment information and click "Continue"

Secure Transaction
256Bit Encryption
This is the same encryption that banks and credit cards use.

Select Payment Account

Enter Payment Amount

Credit Card

Name on Card: Jane Doe
Card Number: *****1111
Exp. Date (MMYY): 01 / 2018
Billing Zip Code: 12345

Statement Balance \$0.00 due 07/22/14
Current Balance \$21.50 due 07/29/14

CONTINUE >>

After selecting continue you will be prompted to verify your payment information and complete your payment. You will receive confirmation that your payment was completed and has been posted to your statement.